



TIBCO Spotfire® Educational Services

2009 Course Catalog

The TIBCO Spotfire software training curriculum, combined with a choice of delivery methods, ensures that you will receive the training you need, when you need it. At each stage of the deployment process, training is available for each of the various roles in your organization and their different interactions with Spotfire software products.

Regional Training



Classes are offered in TIBCO Learning Centers located in the United States and Europe. Only have a couple developers or admins? Have a new hire you want to get up to speed quick? Send them to one of our regularly scheduled training classes.

Virtual Training



Instructor-led Virtual training is a blended learning approach which provides you with the best of both synchronous and asynchronous learning. Lectures and demos are provided as self-paced eLearning modules, complete with an audio voice-over by one of our professional trainers. The content is supplemented by an Instructor-led session during the day. These live sessions occur virtually using live web and audio conferences, and are delivered via a web browser.

On-Site Training



Customers may find it more cost effective to have classes taught at their location. This can minimize employee travel expenses and time away from the office while giving staff the education needed to ensure smooth installation, development and ongoing maintenance.

Web-based Training



Web-based training provides the advantage of placing the curriculum selection directly in the hands of each individual trainee. They can access the web-based training modules at any time, in any order and with any frequency which meets their individual training needs. Although an instructor is not directly available to address questions, trainees can submit questions to our customer support staff where they will be quickly and effectively addressed. Web-based Training is a subscription service where students get unlimited access to all modules for a three year term.

OnDemand Training



OnDemand courses are self-paced, highly focused modules that are designed for specific tasks.

For more information please visit: <http://spotfire.tibco.com/training>
or email us at: spotfireregistrar@tibco.com



<http://spotfire.tibco.com>

Spotfire,
A Division of TIBCO
Software Inc.
212 Elm Street
Somerville, MA 02144

Tel: +1 617 702 1600
+1 800 245 4211

Fax: +1 617 702 1700

Virtual Training



Instructor-led Virtual training is a blended learning approach which provides you with the best of both synchronous and asynchronous learning. Lectures and demos are provided as self-paced eLearning modules, complete with an audio voice-over by one of our professional trainers. The content is supplemented by an Instructor-led session during the day. These live sessions occur virtually using live web and audio conferences, and are delivered via a web browser. Their purpose is to ensure you get maximum value out of the eLearning modules so that more advanced or detailed topics are delivered synchronously, thereby maximizing your opportunity to put questions to the instructor and consolidate your knowledge. Together, these components provide the same quality of training as in our classroom but without the time and expense associated with travel. Students are also provided with a virtual lab which will give them a classroom environment with all the software requirements in order to complete the lab exercises. The only requirement for lab participation is a supported browser with internet connection; no additional hardware or software is required.

Course Format

A couple of days before the class you will be granted access to the asynchronous materials (audio-based recorded training, flash-based animations and screen video captures). On the day of the course itself is a two-hour synchronous session delivered through a web browser where we cover topics that need to be done live and to answer your questions. In terms of planning your time, you should set aside 7-8 hours to take any of our Virtual courses, of which 2 hours is live so must be taken at a specified time. When you receive your course access codes, you will also be notified of the timings for the 'live' session, which is always after lunch and is chosen to maximize coverage in your geographic region. An advantage of this format is that you can plan how you use the recorded materials and fit them into your schedule around other commitments over a number of days.

Alternative Options

This Virtual training model is a proven, effective method to learn quite advanced skills in a cost-effective, flexible way. Students who are able to travel to our training centers or who believe they need more individual time with an instructor should select one of our Regional classroom courses instead.

TIBCO Software Inc. (NASDAQ: TIBX) is a leading independent business integration software company and a leading enabler of real-time business, helping companies become more cost-effective, more agile and more efficient. TIBCO has delivered the value of real-time business, what TIBCO calls The Power of Now[®], to thousands of customers around the world and in a wide variety of industries.



<http://spotfire.tibco.com>

Spotfire,
A Division of TIBCO
Software Inc.
212 Elm Street
Somerville, MA 02144

Tel: +1 617 702 1600
+1 800 245 4211

Fax: +1 617 702 1700



CHECK CONNECTIVITY TO THE VIRTUAL CLASSROOM

Follow these steps to prepare for participation in the Interwise live virtual classroom:

1. Go to <http://interwise.com/live/ECPCConnect.asp>
2. Follow the instructions for downloading the Interwise application.
3. Enter the on-air test event, which includes a demonstration of the virtual classroom.

If you are unable to reach the test event you can perform a manual install by selecting the Interwise participant application at <http://download.interwise.com>.

For additional information, see FAQs at <http://www.interwise.com/support/faq.html>.

When you register for a virtual training class, you will receive a confirmation email which includes the training session link and log in information.

CHECK CONNECTIVITY TO THE VIRTUAL LAB

TIBCO will host virtual training lab machines through our virtual lab at ReadyTech if needed. To verify connectivity to the virtual lab, you will need to perform the following steps from the place you are going to attend the training (i.e. conference room, office, classroom). The room must have internet access. For best results, cable or DSL Internet connection is recommended.

1. Go to <https://tibco.hostedtraining.com>.
2. Choose "Define the connection settings with wizard" and click [Next].
3. Choose your client S/W (ActiveX or Java), then download and install it.
4. Continue to the next forms to configure proxy and viewer settings. If you are not sure which settings to choose, try the default settings.
5. On the final form, click the "Launch" button. Note: You may need to click two times.
6. If a blue Windows login page appears on your computer, the test was successful.
7. Choose "Yes, the test was successful."
8. Click "Finish."

For more information please visit: <http://spotfire.tibco.com/training>
or email us at: spotfireregistrar@tibco.com



TIBCO Spotfire Educational Services

CUSTOM TRAINING

This document sets out our custom training and consultancy service. Although we have a wide range of standard courses with a flexible selection of delivery styles, we recognize that in some cases these will not provide the optimal training experience. Strong examples for when you should consider Custom training include the following:-

1. TIBCO Professional Services have created a bespoke extension or complex workflow for you, and you would like your team to be trained specifically using that extension.
2. You work in a very technical industry, and your data is so complex that you want to be trained directly on your own data set.
3. You have a large number of web player users, and you want them to learn your specific workflows as they do not require detailed Spotfire knowledge.

We recognize that the flexibility of this service can make it tricky to decide for yourself the best way forward. For this reason, we offer a free initial discussion which you can initiate by sending an email to SpotfireEducationalServices@tibco.com.

TRAINING OPTIONS

Custom training covers a wide range of use cases. Some examples are shown above, but even after you have decided that Custom training is right for you, it is necessary to choose a style. Our team can help you with this.

It may be that your team work around the world in different offices, or that you do not have a travel budget, or that your team are too critical to take time out of their daily routine to take training. With this in mind, we allow you to leverage all of our training styles using Custom materials. In summary, the different styles are:-

1. **Web-Based, Self-Paced.** This is a structured, task-based format delivered through a web browser. Students take their own time to complete the course, which includes information and practical exercises to test their learning.
2. **Virtual.** This is also delivered through a web browser, but is closer to a classroom module. There is a passive component which includes slides and a recorded presenter, plus a live webinar with one of our trainers to answer questions and help with exercises.
3. **Classroom.** This is the traditional approach: at least one day of intensive classroom training delivered by a professional trainer. You get direct access to a Spotfire expert for questions and assistance with our practical exercises.
4. **Audio Module (OnDemand).** These tend to be very short modules which are not interactive, and there are no exercises. Best used as a top-up to other training. They can be taken using headphones, in transit or out of hours.

TIBCO Software Inc. (NASDAQ: TIBX) is a leading independent business integration software company and a leading enabler of real-time business, helping companies become more cost-effective, more agile and more efficient. TIBCO has delivered the value of real-time business, what TIBCO calls The Power of Now[®], to thousands of customers around the world and in a wide variety of industries.



<http://spotfire.tibco.com>

Spotfire,
A Division of TIBCO
Software Inc.
212 Elm Street
Somerville, MA 02144

Tel: +1 617 702 1600
+1 800 245 4211

Fax: +1 617 702 1700



COURSE DEVELOPMENT

If you have an in-house training team or have developed courses before, you will know that it is a time-consuming and highly skilled task. We strongly recommend that we carry out all course development for you. In general, it takes us around four days of effort to produce a one-day course. Here's why:-

- 1. Requirements.** We discuss and clarify your requirements with you, either face-to-face or by telephone and email. This is an iterative process which results in a statement of your requirements and a detailed list of what we will produce for you. It will include a discussion of your team's learning requirements, including their existing level of knowledge. You will provide the data you want us to use in training.
- 2. Domain Knowledge.** Once we have your requirements and data, our team will then load your data into Spotfire to become familiar with it. You are already an expert in your data, and we are experts in Spotfire. This phase bridges the knowledge gap, and is essential to produce a professional course. If we have further questions at this stage, we will come back to you.
- 3. Training Slides.** Whichever delivery style you choose, a large part of the effort is to produce a set of slides. This puts a structure around the training course and is the main focus for the students. Slides must be easy to follow, and we are experts at creating engaging slides which will deliver the right knowledge at the right level.
- 4. Training Manuals.** Our leave-behind manuals and workbooks have proven popular with students. These include screen shots, tips and materials which are not in the slides. They give more background knowledge and are a reference for the student to use after training is finished.
- 5. Practical Exercises.** At least as important as the slides and manuals are the practical, real-world exercises that we create from your own data. Once the training is over, you can be confident that your team will be able to apply Spotfire features to their own data. They will be effective Spotfire users right out of the gate.
- 6. Rehearsal.** Once we have all the materials, we must tune them so that they flow as a whole, and so that there is just the right amount of detail for the duration of the course. This takes careful preparation, and is included in our course development service.
- 7. Sign-off.** Once we have everything ready, we can present the materials to you using a webinar format for feedback and sign-off. If you are unhappy with any aspect of the materials, we will revise them. Only when you are happy will we arrange a training session.
- 8. Delivery.** The final stage: delivery of the training materials to your team, using one of the delivery options described below.

DELIVERY OPTIONS

Our Custom training offering is our most flexible option. Because you as the customer take ownership of the intellectual property rights in the training materials, you can choose to have your own training team deliver courses. Alternatively, TIBCO Spotfire can deliver the courses for you at a reduced price, and there are other online options as well. The full choice is as follows:-

- 1. Customer Delivery** is when your training team delivers materials created by us.
- 2. On-site Delivery** is when a TIBCO Spotfire trainer comes to your office to deliver the course. This is a very popular choice as it is priced at a discount compared to our standard training.
- 3. Off-site Delivery** is when your team travels to a third-party venue such as a hotel or conference centre, or a TIBCO office. This is popular if your team are geographically separated or if you do not



have a training facility in your own office.

4. **Online or Web-Based Delivery (in your own environment)** is when we create training materials for self-paced learning which can be hosted within your own online training system or web portal.

5. **Online Delivery (using our environment)** is when we create training materials and host them for your team to access.

FREQUENTLY ASKED QUESTIONS

I think your standard courses are sufficient. Why Do I need Custom training?

For most people, our standard courses are enough. Our Custom option is aimed at those who have added custom extensions or very specific workflows. Custom training is best used in combination with our other training courses. You can contact our training team at SpotfireEducationalServices@tibco.com for advice on which mix of courses suits you.

Why can't we just create our own training materials?

You can. The reason we do not recommend this is that TIBCO Spotfire has a professional, full-time team who only train on TIBCO Spotfire products. Our team know all the inside tips and tricks for using Spotfire, including best practice and all the latest features as they are added to the product. We believe our depth and breadth of product knowledge, plus experience over a wide range of industry sectors, will lead to higher quality materials in a fraction of the time and cost. And don't forget, even though we produce the training materials, you will own the intellectual property and can update or amend materials in future: you can use ours as a starting point. Also, using us to create the materials does not stop you from using your own trainers to deliver the course.



TIBCO Spotfire

TIBCO Spotfire equips every employee to quickly discover new insights in the information they work with every day. Spotfire software shifts the power to ask and answer virtually unconstrained questions of any business data to front-line users - the people who make decisions everyday - without requiring countless reports or custom queries from IT.

By properly training people in all user roles for TIBCO Spotfire, you will achieve better returns on your investment.

ROLES AND SUGGESTED COURSES

Business User – A Business User is the consumer of the analysis files and uses them to perform basic analysis. If you want to learn how to use Spotfire software to open, view, and perform basic analysis on your data, the following course is recommended.

- TIBCO Spotfire Web Player Analytics

Business Analyst – A Business Analyst creates ad-hoc analysis applications to sift through large amounts of data and to investigate different areas of your business. If you want to learn how to use TIBCO Spotfire to perform quantitative and qualitative analysis on your data, minimize repetitive work and rapidly respond to unforeseen events and communicate insights, the following courses are recommended.

- TIBCO Spotfire Essentials I
- TIBCO Spotfire Essentials II

Business Author – A Business Author designs sophisticated analysis applications for themselves and others. They are responsible for gathering requirements, creating the analyses, and deploying them to the end users. They may have the same responsibilities as a business analyst, but they also prepare standardized reports, and will own the unified view of the analysis in the department. If you want to learn how to use TIBCO Spotfire to author and format analysis applications, create prompts, and administer analysis applications, the following courses are recommended.

- TIBCO Spotfire Essentials I
- TIBCO Spotfire Essentials II
- TIBCO Spotfire Computational Analytics
- TIBCO Spotfire Distributing Analytics

Application Developer – An Application Developer builds custom extensions to customize TIBCO Spotfire to your specific business objectives. If you want to learn how to extend TIBCO Spotfire including custom calculations and visualizations, the following courses are recommended:

- Introduction to C# Programming with TIBCO Spotfire
- TIBCO Spotfire Client APIs
- TIBCO Spotfire Basic Extensions
- TIBCO Spotfire Advanced Extensions
- Automating and Integrating the TIBCO Spotfire Web Player



Systems Administrator – A Systems Administrator installs, configures and maintains Spotfire software. This includes handling user accounts and access rights. If you want to learn how to manage the deployment of TIBCO Spotfire, including installation and configuration, the following courses are recommended:

- Administering and Configuring TIBCO Spotfire

Modeler – A Modeler designs and builds models for their metadata and optimizes queries to enable data access for users. If you want to learn how to use TIBCO Spotfire to model your metadata and create user queries, the following courses are recommended:

- TIBCO Spotfire Information Services



TIBCO Spotfire End User Pathway

TIBCO Spotfire Educational Services

1. Orientation

Introduction to Data Analysis and Visual Analytics
SP 1200

Introduction to Spotfire Professional
Free

Introduction to TIBCO Spotfire for DecisionSite Users
SP 161

- = Online Anytime
Each module is under 1 hour
- = Instructor led classes (onSite, Regional, Virtual)
- = Knowledge Assessment
- Gray titles are to be released soon.

2. Foundation

Business Users

Web Player Analytics
SP 101

Business Analysts

Spotfire Essentials I
SP 121

Spotfire Essentials II
SP 131

Business Authors

Spotfire Essentials I
SP 121

Spotfire Essentials II
SP 131

Computational Analytics
SP 141

Distributing Analytics
SP 151

3. Specialization

TIBCO Spotfire Network Analytics
SP1300

Using TIBCO Spotfire Automation Services
SP1400

Using Parameters and Properties in your Analysis Files
SP1500

4. Evaluation

Spotfire Business Analyst Knowledge Assessment



TIBCO Spotfire Educational Services

SP121 TIBCO Spotfire Essentials I



This session is designed to introduce new users to the general capabilities of TIBCO Spotfire, focusing on the most commonly used visualizations. It is also useful for current users who have not had the advantage of a structured introduction to the general functional expectations of Spotfire.

Although this session stands alone, it introduces skills and concepts which are developed further in its sister course, SP131: Spotfire Essentials II. Together the two courses cover the most common features of TIBCO Spotfire for Business Analysts and Business Authors.

Skills Learned

- Understand the background to business analytics
- Understand the general functions and use of TIBCO Spotfire

Course Topics

- What Is Analytics? A Brief Overview
- Understanding the Context
- TIBCO Spotfire Basic Skills
- The Underlying Data
- Core Visualizations: Bar chart, Line chart, Pie chart, Tables
- Advanced Visualizations: Scatter plot, Map chart and Parallel Coordinate Plot
- Filters: Types, Organization, Schemes
- Drill Down: Tooltip Info, Marking, Details Visualizations
- Saving and Exporting

Pre-Requisites

- None, suitable for all users.

TIBCO Software Inc. (NASDAQ: TIBX) is a leading independent business integration software company and a leading enabler of real-time business, helping companies become more cost-effective, more agile and more efficient. TIBCO has delivered the value of real-time business, what TIBCO calls The Power of Now®, to thousands of customers around the world and in a wide variety of industries.

© 2008 All Rights Reserved. TIBCO, TIBCO Software, The Power of Now, the TIBCO and Spotfire logos, and Spotfire are trademarks or registered trademarks of TIBCO Software Inc. in the United States and/or other countries. All other product and company names are marks mentioned in this document are the property of their respective owners and are mentioned for identification purposes only.

COURSE AUDIENCE

- Business Analysts
- Business Authors

COURSE DESIGN

- Lecture: 20%
- Demo: 40%
- Lab: 40%

COURSE LENGTH

- 1 day

COURSE DIFFICULTY



Courses are rated from one to five stars, with five indicating the most challenging.



<http://spotfire.tibco.com>

Spotfire,
A Division of TIBCO
Software Inc.
212 Elm Street
Somerville, MA 02144

Tel: +1 617 702 1600

+1 800 245 4211

Fax: +1 617 702 1700



TIBCO Spotfire Educational Services

SP131 TIBCO Spotfire Essentials II



This session is designed to enhance skills for users of TIBCO Spotfire who have taken TIBCO Spotfire Essentials I, and introduces data manipulation plus some statistical tools. It is also useful for current users who have been using the basic features of Spotfire for some time and now need to take their knowledge to the next level.

Although this session stands alone, it develops skills and concepts which are introduced in its sister course, SP121: Spotfire Essentials I. Together the two courses cover the most common features of TIBCO Spotfire for Business Analysts and Business Authors.

Skills Learned

- Understand how to work with multiple data sets
- Understand statistical tools, including lines and curves

Course Topics

- Merging Data Into an Existing Data Set
- Configuring, Filtering and Using Multiple Data Tables
- Creating Visualizations using Multiple Data Tables
- Relating Data Across Visualizations
- Data Access on Demand via Drill Down
- Lines and Curves
- Box Plots
- Data Relationships
- Similarity and Clustering
- Data Transformations

Pre-Requisites

- None, but SP121 TIBCO Spotfire Essentials I is recommended

TIBCO Software Inc. (NASDAQ: TIBX) is a leading independent business integration software company and a leading enabler of real-time business, helping companies become more cost-effective, more agile and more efficient. TIBCO has delivered the value of real-time business, what TIBCO calls The Power of Now®, to thousands of customers around the world and in a wide variety of industries.

© 2008 All Rights Reserved. TIBCO, TIBCO Software, The Power of Now, the TIBCO and Spotfire logos, and Spotfire are trademarks or registered trademarks of TIBCO Software Inc. in the United States and/or other countries. All other product and company names are marks mentioned in this document are the property of their respective owners and are mentioned for identification purposes only.

COURSE AUDIENCE

- Business Analysts
- Business Authors

COURSE DESIGN

- Lecture: 20%
- Demo: 40%
- Lab: 40%

COURSE LENGTH

- 1 day

COURSE DIFFICULTY



Courses are rated from one to five stars, with five indicating the most challenging.



<http://spotfire.tibco.com>

Spotfire,
A Division of TIBCO
Software Inc.
212 Elm Street
Somerville, MA 02144

Tel: +1 617 702 1600

+1 800 245 4211

Fax: +1 617 702 1700



TIBCO Spotfire Educational Services

SP141 TIBCO Spotfire Computational Analytics



This session covers tools which are useful for statistical distribution, multivariate, and relationship analysis. Box plots, column relationships, similarity calculations and clustering are discussed in detail. In addition, the process of understanding and creating advanced expressions to generate new data columns or perform dynamic calculations on visualizations is covered in this training session.

Some of the concepts introduced in Spotfire Essentials I and II are covered in more depth here, and there is further opportunity to practice those new skills.

Skills Learned

- Learn the special tools and visualizations which are designed to add 'statistical capabilities' to your analysis
- Understand how to enhance your analysis by creating new computational constructs to generate new columns or group data for specific analysis purposes

Course Topics

- Data Transformations
- Data Binning
- Using Box Plots to Evaluate Data Distribution
- Evaluating Data Relationships Between Different Column Types
- Calculating Line Similarity
- Grouping Lines using K-means Clustering
- Advanced Expressions
- The OVER Statement, including Node Navigation
- Expression Grandmaster Topics

Pre-Requisites

- SP121 TIBCO Spotfire Essentials I
- SP131 TIBCO Spotfire Essentials II

TIBCO Software Inc. (NASDAQ: TIBX) is a leading independent business integration software company and a leading enabler of real-time business, helping companies become more cost-effective, more agile and more efficient. TIBCO has delivered the value of real-time business, what TIBCO calls The Power of Now®, to thousands of customers around the world and in a wide variety of industries.

© 2008 All Rights Reserved. TIBCO, TIBCO Software, The Power of Now, the TIBCO and Spotfire logos, and Spotfire are trademarks or registered trademarks of TIBCO Software Inc. in the United States and/or other countries. All other product and company names are marks mentioned in this document are the property of their respective owners and are mentioned for identification purposes only.

COURSE AUDIENCE

- Business Analysts
- Business Authors

COURSE DESIGN

- Lecture: 20%
- Demo: 40%
- Lab: 40%

COURSE LENGTH

- 1 day

COURSE DIFFICULTY



Courses are rated from one to five stars, with five indicating the most challenging.



<http://spotfire.tibco.com>

Spotfire,
A Division of TIBCO
Software Inc.
212 Elm Street
Somerville, MA 02144

Tel: +1 617 702 1600
+1 800 245 4211
Fax: +1 617 702 1700



TIBCO Spotfire Educational Services

SP151 TIBCO Spotfire Distributing Analytics



This session shows you, the Business Author, how to take a TIBCO Spotfire file and include automation, navigation, and instructional aides to make subsequent analysis easier for you and for others who may build upon your analytical insights. This is especially useful when you intend to share your analysis to an audience using the TIBCO Spotfire Web Player. Information Links, Bookmarks, and Action links are just a few of the topics discussed in this session.

Skills Learned

- Learn how to construct Information Links that can be opened inside TIBCO Spotfire
- Understand features which allow you to create Spotfire files which relate an analytical process to others within your organization

Course Topics

- Creating and Using an Information Link
- Advanced Elements
- Creating the Information Model
- Guided Analysis: Tags and Bookmarks
- Data Access Considerations
- Cover Page and Text Areas
- Automating Features in a Spotfire File
- Notes on Sharing Filtering, Marking and Other Drill Down Features
- Sharing Your Analysis via the TIBCO Spotfire DXPTM Web Player

Pre-Requisites

- SP121 TIBCO Spotfire Essentials I
- SP131 TIBCO Spotfire Essentials II

TIBCO Software Inc. (NASDAQ: TIBX) is a leading independent business integration software company and a leading enabler of real-time business, helping companies become more cost-effective, more agile and more efficient. TIBCO has delivered the value of real-time business, what TIBCO calls The Power of Now®, to thousands of customers around the world and in a wide variety of industries.

© 2008 All Rights Reserved. TIBCO, TIBCO Software, The Power of Now, the TIBCO and Spotfire logos, and Spotfire are trademarks or registered trademarks of TIBCO Software Inc. in the United States and/or other countries. All other product and company names are marks mentioned in this document are the property of their respective owners and are mentioned for identification purposes only.

COURSE AUDIENCE

- Business Analysts
- Business Authors

COURSE DESIGN

- Lecture: 20%
- Demo: 30%
- Lab: 50%

COURSE LENGTH

- 1 day

COURSE DIFFICULTY



Courses are rated from one to five stars, with five indicating the most challenging.



<http://spotfire.tibco.com>

Spotfire,
A Division of TIBCO
Software Inc.
212 Elm Street
Somerville, MA 02144

Tel: +1 617 702 1600
+1 800 245 4211
Fax: +1 617 702 1700



SP1200: Introduction to Data Analysis and Visual Analytics

Course Overview

This course provides a general baseline of knowledge for people who do not have a statistical background, but want to understand how to organize and present their data in TIBCO Spotfire.

Learning Objectives

- Identify the different data organization techniques
- Identify which plots to use based off your data type
- Identify a process for analyzing your data

Course Topics

- Lesson 1: Data Organization
- Lesson 2: Data Presentation
- Lesson 3: Data Analysis Techniques

Course Length

- 1:30:00

Course Audience

- Analysts and Authors

Course Rating

- Intermediate

SP1300: TIBCO Spotfire Network Analytics

Course Overview

This course provides an overview of the Network Graph and how it can be used inside TIBCO Spotfire. Use cases as well as definitions of all the properties are covered in detail.

Learning Objectives

- Identify how to create and configure a Network Graph
- Identify the different calculations you can use inside the Network Graph

Course Topics

- Lesson 1: Creating a Network Graph
- Lesson 2: Layout and Calculations
- Lesson 3: Using the Network Graph in an analytic workflow

Course Length

- 0:30:00

Course Audience

- Analyst and Author

Course Rating

- Introductory



TIBCO Spotfire Educational Services

OnDemand Training Modules

SP1400: Using TIBCO Spotfire Automation Services

Course Overview

This course teaches analysts how to use the Automation Services Job Builder tool. Topics include use case scenarios and different actions that the tool supports.

Learning Objectives

- Identify what Automation Services is
- Understand what user roles are required to implement Automation Services
- Understand the scenarios for utilizing Automation Services

Course Topics

- Lesson 1: Automation Services Overview
- Lesson 2: Using the Automation Services Job Builder Tool
- Lesson 3: Saving, Testing, and Scheduling Jobs
- Lesson 4: Scenarios

Course Length

- 0:30:00

Course Audience

- Business Author

Course Rating

- Intermediate

Prerequisites

- Working knowledge of TIBCO Spotfire Professional and using Spotfire analysis files as a template



TIBCO Spotfire Developer Pathway

TIBCO Spotfire Educational Services

1. Orientation

TIBCO Spotfire Enterprise Analytics Platform Overview
SP 1101

Introduction to TIBCO Spotfire Programming with C#
SP 221

Getting Started with TIBCO Spotfire SDK
SP 2111

= Online Anytime
Each module is under 1 hour

= Instructor led classes
(onSite, Regional, Virtual)

= Knowledge Assessment

Gray titles are to be released soon.

2. Foundation

TIBCO Spotfire Client APIs
SP 231

TIBCO Spotfire Basic Extensions
SP 241

TIBCO Spotfire Advanced Extensions (2 days)
SP 251

3. Specialization

Developer Delta Training – Spotfire 2.1
SP 2221

Automating and Integrating the Spotfire Web Player
SP 2311

Developer Delta Training – Spotfire 2.2

4. Evaluation

Spotfire Developer Knowledge Assessment



TIBCO Spotfire Educational Services

SP221 Introduction to TIBCO Spotfire Programming with C#



This course provides an introduction to developing with the TIBCO Spotfire Platform using both Visual Studio 2005 and C#. Through lecture, demo, and hands-on labs participants will gain an understanding of the common functionality used from Visual Studio 2005 as well as the components of the C# programming language that are required to develop with the TIBCO Spotfire platform. This is not an intensive and complete training for either Visual Studio 2005 or C#, but a useful overview for beginners.

Skills Learned

- Learn how to use Visual Studio 2005 to create Spotfire Extensions.
- Understand the parts of the C# language that are used while creating extensions.

Course Topics

- Introduction to .NET
- Using Visual Studio 2005
- Namespaces
- Classes
- Inheritance
- Abstract Classes
- Interfaces
- Syntax and Semantics
- Using Spotfire SDK templates

Pre-Requisites

- Some programming experience required

TIBCO Software Inc. (NASDAQ: TIBX) is a leading independent business integration software company and a leading enabler of real-time business, helping companies become more cost-effective, more agile and more efficient. TIBCO has delivered the value of real-time business, what TIBCO calls The Power of Now®, to thousands of customers around the world and in a wide variety of industries.

© 2008 All Rights Reserved. TIBCO, TIBCO Software, The Power of Now, the TIBCO and Spotfire logos, and Spotfire are trademarks or registered trademarks of TIBCO Software Inc. in the United States and/or other countries. All other product and company names are marks mentioned in this document are the property of their respective owners and are mentioned for identification purposes only.

COURSE AUDIENCE

- Application Developers

COURSE DESIGN

- Lecture: 20%
- Demo: 40%
- Lab: 40%

COURSE LENGTH

- 1 day

COURSE DIFFICULTY



Courses are rated from one to five stars, with five indicating the most challenging.



<http://spotfire.tibco.com>

Spotfire,
A Division of TIBCO
Software Inc.
212 Elm Street
Somerville, MA 02144

Tel: +1 617 702 1600
+1 800 245 4211
Fax: +1 617 702 1700



TIBCO Spotfire Educational Services

SP231 TIBCO Spotfire Client APIs



This course provides an introduction to developing with the TIBCO Spotfire Client APIs using both Visual Studio 2005 and C#. Through lecture, demo, and hands-on labs participants will gain an understanding of the client APIs that are required to develop with the TIBCO Spotfire platform. This course is only for those who are comfortable developing software using Visual Studio and C#.

Skills Learned

- Identify how to configure a development environment for the TIBCO Spotfire SDK
- Understand the TIBCO Spotfire Application Object Model
- Automate common tasks using the TIBCO Spotfire Client APIs

Course Topics

- Setting Up Your Development Environment
- Document Model APIs
- Data Model APIs

Pre-Requisites

- None, but students are expected to be proficient in C#.

TIBCO Software Inc. (NASDAQ: TIBX) is a leading independent business integration software company and a leading enabler of real-time business, helping companies become more cost-effective, more agile and more efficient. TIBCO has delivered the value of real-time business, what TIBCO calls The Power of Now®, to thousands of customers around the world and in a wide variety of industries.

© 2008 All Rights Reserved. TIBCO, TIBCO Software, The Power of Now, the TIBCO and Spotfire logos, and Spotfire are trademarks or registered trademarks of TIBCO Software Inc. in the United States and/or other countries. All other product and company names are marks mentioned in this document are the property of their respective owners and are mentioned for identification purposes only.

COURSE AUDIENCE

- Application Developers
- System Integrators

COURSE DESIGN

- Lecture: 30%
- Demo: 20%
- Lab: 50%

COURSE LENGTH

- 1 day

COURSE DIFFICULTY



Courses are rated from one to five stars, with five indicating the most challenging.



<http://spotfire.tibco.com>

Spotfire,
A Division of TIBCO
Software Inc.
212 Elm Street
Somerville, MA 02144

Tel: +1 617 702 1600
+1 800 245 4211
Fax: +1 617 702 1700



TIBCO Spotfire Educational Services

SP241 TIBCO Spotfire Basic Extensions



This course provides hands-on experience using the TIBCO Spotfire SDK to extend the TIBCO Spotfire Clients by adding custom functionality. Through lecture, demo, and hands-on labs participants will explore concepts and gain considerable practice building custom extensions like Tools and Calculations.

Skills Learned

- Learn how add basic tools in a variety of contexts into TIBCO Spotfire Clients
- Identify the types of calculations that can be added into TIBCO Spotfire Clients and how to program them
- Learn how to create shortcuts to common visualization configurations
- Understand what steps to take to troubleshoot your extensions
- Learn how to build custom Licenses and how to apply licenses to your extensions

Course Topics

- Creating Basic Tools
- Creating Custom Calculations, Expressions, and Aggregations
- Creating Configured Visualizations
- Troubleshooting your Extensions
- Creating and Applying Licenses
- Packaging and Deploying Extensions
- Localization

Pre-Requisites

- SP231 TIBCO Spotfire Client APIs
- Students are expected to be proficient in C#

TIBCO Software Inc. (NASDAQ: TIBX) is a leading independent business integration software company and a leading enabler of real-time business, helping companies become more cost-effective, more agile and more efficient. TIBCO has delivered the value of real-time business, what TIBCO calls The Power of Now®, to thousands of customers around the world and in a wide variety of industries.

© 2008 All Rights Reserved. TIBCO, TIBCO Software, The Power of Now, the TIBCO and Spotfire logos, and Spotfire are trademarks or registered trademarks of TIBCO Software Inc. in the United States and/or other countries. All other product and company names are marks mentioned in this document are the property of their respective owners and are mentioned for identification purposes only.

COURSE AUDIENCE

- Application Developers

COURSE DESIGN

- Lecture: 30%
- Demo: 20%
- Lab: 50%

COURSE LENGTH

- 1 day

COURSE DIFFICULTY



Courses are rated from one to five stars, with five indicating the most challenging.



<http://spotfire.tibco.com>

Spotfire,
A Division of TIBCO
Software Inc.
212 Elm Street
Somerville, MA 02144

Tel: +1 617 702 1600
+1 800 245 4211
Fax: +1 617 702 1700



TIBCO Spotfire Educational Services

SP251 TIBCO Spotfire Advanced Extensions (2 Days)



This course provides hands-on experience using the TIBCO Spotfire SDK to extend the TIBCO Spotfire Clients by adding custom functionality. Through lecture, demo, and hands-on labs participants will explore concepts and gain considerable practice building advanced extensions that extend the TIBCO Spotfire Document Object Model including custom visualizations and other extensions that maintain state.

Skills Learned

- Understand what a Document Node is and how to create one
- Learn how to create and attach custom nodes to the Document Model to maintain state
- Understand and develop the different types of Custom Visualizations
- Learn how to create different representations of your data using data views

Course Topics

- Learning about Document Nodes
- Creating and updating Document Nodes
- Creating Custom Nodes
- Creating Custom Visualizations
- Creating Data Views
- Creating Tools with State

Pre-Requisites

- SP231 TIBCO Spotfire Client APIs
- SP241 TIBCO Spotfire Basic Extensions
- Students are expected to be proficient in C#

TIBCO Software Inc. (NASDAQ: TIBX) is a leading independent business integration software company and a leading enabler of real-time business, helping companies become more cost-effective, more agile and more efficient. TIBCO has delivered the value of real-time business, what TIBCO calls The Power of Now®, to thousands of customers around the world and in a wide variety of industries.

© 2008 All Rights Reserved. TIBCO, TIBCO Software, The Power of Now, the TIBCO and Spotfire logos, and Spotfire are trademarks or registered trademarks of TIBCO Software Inc. in the United States and/or other countries. All other product and company names are marks mentioned in this document are the property of their respective owners and are mentioned for identification purposes only.

COURSE AUDIENCE

- Application Developers

COURSE DESIGN

- Lecture: 30%
- Demo: 20%
- Lab: 50%

COURSE LENGTH

- 2 days

COURSE DIFFICULTY



Courses are rated from one to five stars, with five indicating the most challenging.



<http://spotfire.tibco.com>

Spotfire,
A Division of TIBCO
Software Inc.
212 Elm Street
Somerville, MA 02144

Tel: +1 617 702 1600
+1 800 245 4211
Fax: +1 617 702 1700



TIBCO Spotfire Educational Services

OnDemand Training Modules

SP1101: TIBCO Spotfire Enterprise Analytics Platform Overview

Course Overview

This lesson gives you a quick overview of the entire Spotfire Enterprise Analytics Platform.

Learning Objectives

- Understand what capabilities the Spotfire Enterprise Analytics Platform has.
- Understand how you can leverage those capabilities in your environment.

Course Topics

- Lesson 1 : TIBCO Spotfire Clients
- Lesson 2 : TIBCO Spotfire Analytics Server
- Lesson 3 : TIBCO Spotfire SDK

Course Length

- 0:45:00

Course Audience

- Project Manager, General

Course Rating

- Introductory

SP2101: Getting Started with the TIBCO Spotfire SDK

Course Overview

This lesson provides an orientation to the TIBCO Spotfire SDK. The module discusses what the SDK is, what you can do with it, and how to use it.

Learning Objectives

- Identify how to configure your computer to use the TIBCO Spotfire SDK
- Identify what extension types are possible to create
- Identify how to build an extension from a Visual Studio Template

Course Topics

- Lesson 1: Extending Spotfire
- Lesson 2: Extension Types
- Lesson 3: Using TIBCO Spotfire SDK
- Lesson 4: Creating Licenses
- Lesson 5: Deploying Extensions
- Lesson 6: Creating newer versions of your Extensions
- Lesson 7: Integrating TIBCO Spotfire products

Course Length

- 1:00:00

Course Audience

- Developer



TIBCO Spotfire Educational Services

OnDemand Training Modules

SP2201: TIBCO Spotfire Enterprise Analytics Platform Overview

Course Overview

This lesson covers any new topics from the 2.1 release of TIBCO Spotfire which have been added to the existing developer training courses: SP231 Client APIs, SP231 Basic Extensions, and SP251 Advanced Extensions.

Learning Objectives

- Identify the updates to the TIBCO Spotfire Developer Classes for version 2.1

Course Topics

- Lesson 1: Data Transformation APIs
- Lesson 2: Curve Fitting APIs
- Lesson 3: New Services
- Lesson 4: New Extensions
- Lesson 5: Versioning your Extensions
- Lesson 6: Deploying your Extensions to the Web Player
- Lesson 7: Parameterized Spotfire

Course Length

- 1:00:00

Course Audience

- Developer

Course Rating

- Intermediate

SP2311: Automating and Integrating the TIBCO Spotfire Web PLayer

Course Overview

This lesson will teach developers how to use the TIBCO Spotfire Web Player APIs to automate, control, and integrate with the Web Player.

Learning Objectives

- Identify different ways you can leverage the TIBCO Spotfire Web Player APIs
- Understand the TIBCO Spotfire Web Player API Object Model

Course Topics

- Lesson 1: Web Player Architecture
- Lesson 2: Customizing the Web Player
- Lesson 3: Launching the Web Player
- Lesson 4: Automating the Web Player
- Lesson 5: Event Handling
- Lesson 6: Error Handling

Course Length

- 1:15:00

Course Audience

- Developer

Course Rating

- Intermediate

© 2008 All Rights Reserved. TIBCO, TIBCO Software, The Power of Now, the TIBCO and Spotfire logos, and Spotfire are trademarks or registered trademarks of TIBCO Software Inc. in the United States and/or other countries. All other product and company names are marks mentioned in this document are the property of their respective owners and are mentioned for identification purposes only.



TIBCO Spotfire Administrator Pathway

TIBCO Spotfire Educational Services

1. Orientation

TIBCO Spotfire Enterprise Analytics Platform Overview

Legend:

- = Online Anytime
Each module is under 1 hour
- = Instructor led classes
(onSite, Regional, Virtual)
- = Knowledge Assessment

Gray titles are to be released soon.

2. Foundation

Administering and Configuring TIBCO Spotfire
SP 301

Information Services
SP 311

3. Specialization

TIBCO Spotfire Web Player Authentication

4. Evaluation

Spotfire Administrator Knowledge Assessment



TIBCO Spotfire Educational Services

SP301 Administering and Configuring TIBCO Spotfire



This session shows administrators and IT Managers what is included in the TIBCO Spotfire Platform, how to install and configure all of TIBCO Spotfire products, as well as how to administer them using the Administration Manager.

Skills Learned

- Understand all the components of the TIBCO Spotfire Platform
- Learn how to install and configure TIBCO Spotfire products
- Understand features that can be administered in TIBCO Spotfire

Course Topics

- Spotfire Products Architecture
- Spotfire Platform Overview
- Spotfire Products Installation Details
- Spotfire Analytics Server Configurations
- Using the Administration Manager

Pre-Requisites

- None, suitable for all

TIBCO Software Inc. (NASDAQ: TIBX) is a leading independent business integration software company and a leading enabler of real-time business, helping companies become more cost-effective, more agile and more efficient. TIBCO has delivered the value of real-time business, what TIBCO calls The Power of Now®, to thousands of customers around the world and in a wide variety of industries.

© 2008 All Rights Reserved. TIBCO, TIBCO Software, The Power of Now, the TIBCO and Spotfire logos, and Spotfire are trademarks or registered trademarks of TIBCO Software Inc. in the United States and/or other countries. All other product and company names are marks mentioned in this document are the property of their respective owners and are mentioned for identification purposes only.

COURSE AUDIENCE

- Administrators
- IT Managers

COURSE DESIGN

- Lecture: 40%
- Demo: 30%
- Lab: 30%

COURSE LENGTH

- 1 day

COURSE DIFFICULTY



Courses are rated from one to five stars, with five indicating the most challenging.



<http://spotfire.tibco.com>

Spotfire,
A Division of TIBCO
Software Inc.
212 Elm Street
Somerville, MA 02144

Tel: +1 617 702 1600
+1 800 245 4211
Fax: +1 617 702 1700



TIBCO Spotfire Educational Services

SP311 TIBCO Spotfire Information Services



This session shows administrators and DBAs everything needed to create Information Links for users. Through lecture, demo, and hands-on labs participants will explore concepts and gain considerable practice building an Information Model and using all the elements that can be included in an Information Links as well.

Skills Learned

- Learn how to setup access to multiple data sources
- Learn what types of Information Model elements exist and how to create them
- Learn how to create Information Links

Course Topics

- Configuring Data Sources
- Creating Column Elements
- Creating Join Elements
- Creating Filter Elements
- Creating Procedure Elements
- Creating Information Links
- Opening Information Links

Pre-Requisites

- None, suitable for all

TIBCO Software Inc. (NASDAQ: TIBX) is a leading independent business integration software company and a leading enabler of real-time business, helping companies become more cost-effective, more agile and more efficient. TIBCO has delivered the value of real-time business, what TIBCO calls The Power of Now®, to thousands of customers around the world and in a wide variety of industries.

© 2008 All Rights Reserved. TIBCO, TIBCO Software, The Power of Now, the TIBCO and Spotfire logos, and Spotfire are trademarks or registered trademarks of TIBCO Software Inc. in the United States and/or other countries. All other product and company names are marks mentioned in this document are the property of their respective owners and are mentioned for identification purposes only.

COURSE AUDIENCE

- Administrators
- DBAs

COURSE DESIGN

- Lecture: 40%
- Demo: 30%
- Lab: 30%

COURSE LENGTH

- 1 day

COURSE DIFFICULTY



Courses are rated from one to five stars, with five indicating the most challenging.



<http://spotfire.tibco.com>

Spotfire,
A Division of TIBCO
Software Inc.
212 Elm Street
Somerville, MA 02144

Tel: +1 617 702 1600
+1 800 245 4211
Fax: +1 617 702 1700



TIBCO Spotfire Educational Services

OnDemand Training Modules

SP3010: TIBCO Spotfire Web Player Authentication

Course Overview

This lesson covers the security and authentication options for setting up the TIBCO Spotfire Web Player.

Learning Objectives

- Identify the Web Player authentication process
- Identify the different authentication option

Course Topics

- Lesson 1: Web Player Authentication Process
- Lesson 2: Delegation and Impersonation
- Lesson 3: Choosing an Authentication Metho

Course Length

- 1:00:00

Course Audience

- Administrator

Course Rating

- Advanced



TIBCO Spotfire Project Manager Pathway

TIBCO Spotfire Educational Services

1. Orientation








TIBCO Spotfire Enterprise Analytics Platform Overview
SP 1101

Understanding TIBCO Spotfire User Roles
Free

2. Foundation

TIBCO Spotfire Platform for Architects
SP 211

Spotfire Essentials I
SP 121

-   = Online Anytime
Each module is under 1 hour
-  = Instructor led classes
(onSite, Regional, Virtual)
-  = Knowledge Assessment
-  = View Course Outline
-  = View scheduled classes
-  = Available as Web-based Training

Gray titles are to be released soon.



TIBCO Spotfire S+

TIBCO Spotfire S+ Pathway TIBCO Spotfire Educational Services

1. Orientation

An Introduction to R and S+
SP 411

2. Foundation

TIBCO Spotfire S+ Essentials
SP 401

TIBCO Spotfire S+ Beyond Essentials
SP 441

- = Online Anytime
Each module is under 1 hour
- = Instructor led classes
(onSite, Regional, Virtual)
- = Knowledge Assessment
- = View Course Outline
- = View scheduled classes
- = Available as Web-based Training

Gray titles are to be released soon.



TIBCO Spotfire Educational Services

SP401 TIBCO Spotfire S-PLUS Essentials



This course covers the core topics necessary to become proficient in using S-PLUS. At the conclusion of the course the student will have a thorough working knowledge of S-PLUS syntax, the structure of standard data objects, and the tools that are essential for manipulating and summarizing data. Both traditional and Trellis graphics displays will be explored. Script writing will be introduced within the context of the graphing and statistical modeling topics. The course is presented using the Windows environment, but also provides information on S-PLUS for Unix/Linux where applicable.

Skills Learned

- Import and export data from/to flat files in formats such as SAS, Excel and CSV
- Manipulate, transform and restructure data in preparation for graphing and analysis
- Handle missing values, character strings, categorical variables, and time/date
- Create and annotate graphical displays
- Create plots for assessing data distribution: scatter plots, histograms, boxplots
- Compute summary statistics
- Create Trellis graphs
- Extract data from S-PLUS data structures
- Manage interactive S-PLUS sessions
- Write and run custom scripts in S-PLUS
- Introductory function writing
- Explore example data sets in an integrated fashion

Course Topics

- S-PLUS Overview
- Basic Command-Line Syntax
- Creating and Manipulating Data Objects
- Functions and Operators
- Data Import and Export
- Trellis Graphics
- Command Line Graphics
- Introduction to Function Writing
- Working with Data
- Managing S-PLUS sessions

TIBCO Software Inc. (NASDAQ: TIBX) is a leading independent business integration software company and a leading enabler of real-time business, helping companies become more cost-effective, more agile and more efficient. TIBCO has delivered the value of real-time business, what TIBCO calls The Power of Now®, to thousands of customers around the world and in a wide variety of industries.

© 2008 All Rights Reserved. TIBCO, TIBCO Software, The Power of Now, the TIBCO and Spotfire logos, and Spotfire are trademarks or registered trademarks of TIBCO Software Inc. in the United States and/or other countries. All other product and company names are marks mentioned in this document are the property of their respective owners and are mentioned for identification purposes only.

COURSE AUDIENCE

- Analysts
- Developers

COURSE DESIGN

- Lecture: 70%
- Demo: 30%

COURSE LENGTH

- 3 days

COURSE DIFFICULTY



Courses are rated from one to five stars, with five indicating the most challenging.



<http://spotfire.tibco.com>

Spotfire,
A Division of TIBCO
Software Inc.
212 Elm Street
Somerville, MA 02144

Tel: +1 617 702 1600
+1 800 245 4211
Fax: +1 617 702 1700



TIBCO Spotfire Educational Services

SP441 TIBCO Spotfire S-PLUS Beyond Essentials



TIBCO Spotfire S-PLUS Beyond Essentials is a hands-on course for users who are familiar with S-PLUS scripting including manipulation and summarization of S-PLUS objects, creation of graphics and computing basic statistical summaries using the command line. This course provides thorough instruction on creating, debugging and distributing S-PLUS functions for repeatable tasks.

Skills Learned

- Identify how to create new functions.
- Understand how to manage inputs and output to functions
- Understand how to set defaults to function arguments
- Understand how debug functions
- Understand how to create help files

- Understand how to create scripts for testing
- Identify how to create libraries for sharing functions

Course Topics

- Writing functions
- Debugging and testing functions
- Creating packages
- Distributing packages and moving to production
- Documentation and help files
- Hints and tips

Pre-Requisites

- SP401 TIBCO Spotfire S-PLUS Essentials

TIBCO Software Inc. (NASDAQ: TIBX) is a leading independent business integration software company and a leading enabler of real-time business, helping companies become more cost-effective, more agile and more efficient. TIBCO has delivered the value of real-time business, what TIBCO calls The Power of Now®, to thousands of customers around the world and in a wide variety of industries.

© 2008 All Rights Reserved. TIBCO, TIBCO Software, The Power of Now, the TIBCO and Spotfire logos, and Spotfire are trademarks or registered trademarks of TIBCO Software Inc. in the United States and/or other countries. All other product and company names are marks mentioned in this document are the property of their respective owners and are mentioned for identification purposes only.

COURSE AUDIENCE

- Analysts
- Authors
- Developers

COURSE DESIGN

- Lecture: 70%
- Demo: 30%

COURSE LENGTH

- 3 days

COURSE DIFFICULTY



Courses are rated from one to five stars, with five indicating the most challenging.



<http://spotfire.tibco.com>

Spotfire,
A Division of TIBCO
Software Inc.
212 Elm Street
Somerville, MA 02144

Tel: +1 617 702 1600
+1 800 245 4211
Fax: +1 617 702 1700



TIBCO Spotfire DecisionSite

The TIBCO Spotfire DecisionSite is used by a wide variety of researchers and analysts. Consequently, all of our DecisionSite training is designed as a series of functional modules. The goal of our training is to target specific functionality for a given audience and provide a training environment which encourages participants to consider the application of that functionality to their individual circumstances.

ROLES AND SUGGESTED COURSES

End User – An End User is any person who uses DecisionSite to perform analysis. If you want to learn how to perform various analysis in Spotfire DecisionSite, the following courses are recommended:

- DecisionSite End User Training

Systems Administrator – A Systems Administrator installs, configures and maintains Spotfire products. This includes handling user accounts and access rights. If you want to learn how to manage the deployment of Spotfire DecisionSite, including installation and configuration, the following courses are recommended:

- Introduction to the Spotfire DecisionSite Platform
- Administering and Configuring Spotfire DecisionSite

Application Developer – An Application Developer builds custom extensions to customize Spotfire DecisionSite to their specific business objectives and integrates Spotfire into existing corporate systems using COM, HTTP, WebServices, and .NET. If you want to learn how to extend and customize Spotfire DecisionSite, the following courses are recommended:

- Introduction to the Spotfire DecisionSite Platform
- DecisionSite Developer Workshop

TIBCO Spotfire DecisionSite End User Training

The Spotfire DecisionSite end user training is designed as a series of functional modules. By choosing a selection of the modules below, you can customize your instructor-led training session or sessions to include those modules which are most useful for your end users.



General DecisionSite Modules

Basic DecisionSite	Introduction to DecisionSite's basic user interface layout and functionality.
Data Access Options and Considerations	Discuss options for getting data into Spotfire and common issues with data formatting.
Data Drill-Down	Learn how to drill down into your visualizations in order to view individual or summary values in a table form
Data Filtering	Learn how to use various filter techniques to isolate a specific subset of data.
2D and 3D Scatter Plots	Learn how to create and tailor scatter plots to represent 2 or 3 data measures by position and additional measures by color, shape, size, labels, etc.
Creating a Trellis Plot	Learn how to split a scatter plot into separate panels based on a categorical variable.
Statistics on Scatter Plots (Curve Fitting)	Learn how to add a best fit line (using a variety of curve fitting algorithms), draw a curve, add average and standard deviation lines, or add error bars to a scatter plot or trellised scatter plot
Creating New Data Columns	Learn how to create new data columns based on existing data columns
Bar Charts and Pie Charts	Learn how to create bar charts
Heat Maps and Profile Charts	Learn how to create and adjust scaling for Heat Maps and Profiles Charts
Line Charts	Learn how to create and adjust scaling for line charts
Saving Your Analysis	Learn about options for saving data and analysis in a Spotfire analysis file or posting the analysis to the DecisionSite Library
Exporting Your Analysis	Learn how to export visualizations, add annotation, and copy data to other applications
Add Columns from a Separate Source	Learn how to add additional columns to your existing data set from an external source
Data Pivoting (Conditioning)	Learn how to pivot data to reformat from a tall/skinny to a short/wide organization, aggregate replicate measures, and other data conditioning methods
Analysis Builder (Create and Edit Guides)	Learn how to capture your data analysis in the form of a process guide
Guides	Learn how to access and run analytical Guides



Statistical Capabilities Modules

Column Normalization	Learn how to make data columns comparable for similarity and clustering calculations
Profile Search (Similarity Calculation)	Learn how to calculate similarity to a single multivariate profile represented by a row of data, the average of several rows of data, or a custom profile
K-means Clustering	Learn how to divide rows of data into separate groups based upon multivariate pattern similarities
Hierarchical Clustering	Learn how to divide rows of data into separate groups based upon multivariate pattern similarities
Principal Component Analysis	Learn how to use PCA to reduce data dimensionality to verify clustering analysis
Summary Statistics	Learn how to generate aggregate values for replicate data organized across rows or down columns
Box Plot	Learn how to generate a box plot visualization of summary measures for a column of data
Compare Replicates with a ANOVA	Learn how to compare replicate values across a row using ANOVA calculation
Examining Column Relationships	Learn how to compare numerical columns pair-wise using a linear regression, compare categorical columns pair-wise using a chi-square test, and compare numerical vs. categorical columns pair-wise using an ANOVA

Lead Discovery Specific Modules

Plate-Based Visualizations	Learn how to create visualizations for analysis of data generated from plate-based assays, including 96, 384, 1536-well (etc.) formats
Chemical Structure Viewing	Learn how to connect to an ISIS database which contains chemical structures and view those structures in relation to Spotfire visualizations
Conducting Substructure Searches	Learn how to conduct substructure searches of chemical structures or searches for specific compound numbers for compounds which exist in an ISIS database
IC50 Curves (Logistic Regression)	Learn how to calculate best fit curves for concentration or dose-response plots using logistic regression (the Hill equation).
List Management (Portfolio)	Learn how to save and manage perpetual lists of IDs across multiple analysis sessions
Clustering on Keys	Learn how to perform hierarchical clustering on ISIS MOLSKYS or other structured annotation data



Functional Genomics Specific Modules

Normalization (for Functional Genomics)	Learn how to make experiments (or chips) comparable, calculate fold-change ratios, or conduct a z-score calculation
Filter Genes Based on Threshold Values	Learn how to sort gene expression profiles based upon the number of experiments which exceed a specified threshold expression value
Handling Replicate Genes (Rows)	Learn how to calculate an average row for genes represented on multiple rows
Principal Component Analysis on Experiments	Learn how to perform Principal Component Analysis on a set of experimental data columns using an analytical guide
Analyzing Affymetrix A, P, M Detection Calls	Learn how to use a process guide to count and sort Affymetrix detection calls across multiple columns
Importing Affymetrix Annotations	Learn how to download and merge Affymetrix annotation data from NetAffx to your data in DecisionSite
Gene Ontology Browser	Configure dataset to relate to Gene Ontology Consortium IDs, retrieve genes for GO analysis, statistical p-values

Map GIS Specific Modules

MapConnect (Integration with ArcView)	Learn how to integrate data and map information available through ArcView software into your DecisionSite analysis
---------------------------------------	--



TIBCO Spotfire DecisionSite Developer Training

The Spotfire DecisionSite developer training is designed as a series of functional modules. By choosing a selection of the modules below, you can customize your instructor-led training session or sessions to include those modules which are most useful for your developer.



DecisionSite Developer Modules
DecisionSite Components
DecisionSite Architecture
DecisionSite Developer Overview
DecisionSite Applications and Extensions
Adding Resources
Creating Guides
Creating Dialog Tools
Creating WSC Tools
Creating DLL Tools
Creating Plugins
Creating IS Filters
Creating SXL Extensions
Creating Custom Resources
Creating Custom Data Sources
Creating Custom IA Filters
Deploying your Solutions
Client APIs
Event Handling APIs
Application Manager APIs
Tool Automation APIs
Import Agent APIs
Information Model
Security Web Services
Information Model Web Services
DAT Web Services
Automating DecisionSite (C++, c#, VB, Web Pages, etc...)
Integrating with DecisionSite
Analysis Builder
Project Scoping
Custom Development